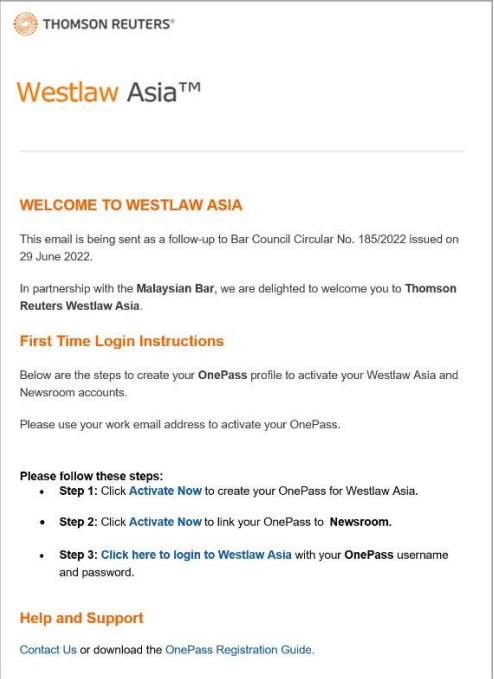
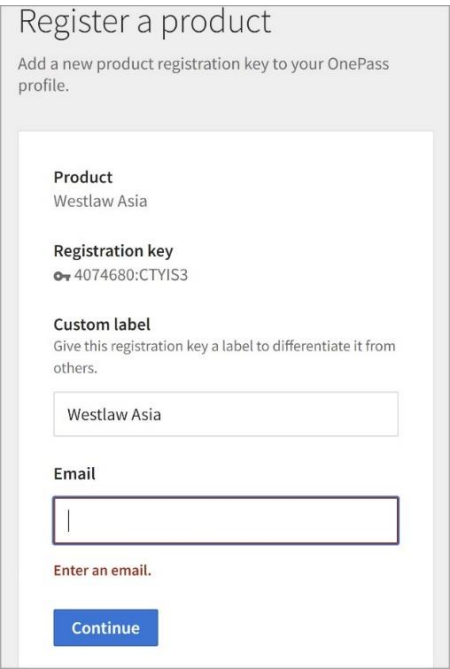


Registering your OnePass

OnePass is a single sign-on solution that allows you to have one username and password to access Thomson Reuters services including Westlaw Asia and Newsroom.

To begin accessing Westlaw Asia or Newsroom you must first activate your registration keys by linking them to your OnePass profile. You will receive a Welcome email from Thomson Reuters with instructions on how to activate your access. This email will be sent from info@productnotice.thomsonreuters.com. Please contact westlawcustomerservice@thomsonreuters.com if you have not received this email.

Setting up OnePass for the first time for Westlaw Asia

<ol style="list-style-type: none"> 1. We recommend that you store the welcome email in a safe place, in case you need the details later. 2. In the welcome email, scroll to Step 1 and click on the Activate Now link. 	
<ol style="list-style-type: none"> 3. Type in your email address and click on the Continue button. 4. Enter your details in each box to create your OnePass profile and click the Continue button. 	

5. Add a **Username**. We recommend you enter your email address as your username. Alternatively, you can create a username containing between 8-70 characters that you can easily remember.
Note: Your username is case sensitive.
6. Add a **Password** using the criteria listed and confirm the password by entering it again into the **Confirm password** box.
7. Select a **Security question** and type in an answer.
8. Finally, click on the **Create** button.

Security

Username
Your username is case sensitive.

Between 8 and 70 characters

Password

 Show

Between 8 and 64 characters
3 of 5 character types

Uppercase letter	Special character (@ # \$)
Lowercase letter	Other character (ç, Æ, €)
Number	

Confirm password

 Show

Security question

Select a security question

Answer

Back
Create

9. Registration is complete. Click on the **Continue to Westlaw Asia** link to log into Westlaw Asia for the first time.
10. We recommend you create a bookmark in your browser to go to the Westlaw Asia login page <https://launch.westlawasia.com>

✓

Registration complete!

Westlaw Asia

Custom label
Westlaw Asia

Email
[redacted]

[Continue to Westlaw Asia →](#)

11. **Newsroom** is part of the Malaysian Bar subscription package, but you do not need to set it up if you do not want to access it. We recommend you store the email in a safe place, if you decide you want to set up Newsroom later.
12. To set up access to **Newsroom**, go back to the welcome email that you received. Go to **Step 2** and click on the **Activate Now** link.

First Time Login Instructions

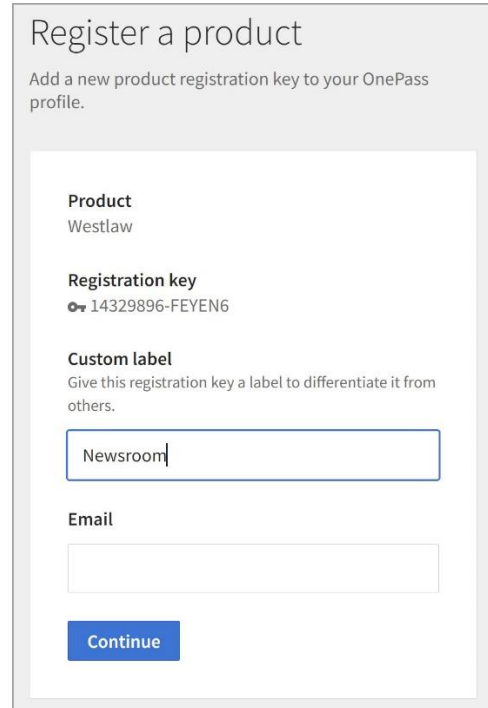
Below are the steps to create your **OnePass** profile to activate your Westlaw Asia and Newsroom accounts.

Please use your work email address to activate your OnePass.

Please follow these steps:

- Step 1:** Click **Activate Now** to create your OnePass for Westlaw Asia.
- Step 2:** Click **Activate Now** to link your OnePass to **Newsroom**.
- Step 3:** [Click here to login to Westlaw Asia](#) with your **OnePass** username and password.

13. Change the custom label to Newsroom, type in your email address and click on the **Continue** button.



Register a product

Add a new product registration key to your OnePass profile.

Product
Westlaw

Registration key
14329896-FEYEN6

Custom label
Give this registration key a label to differentiate it from others.

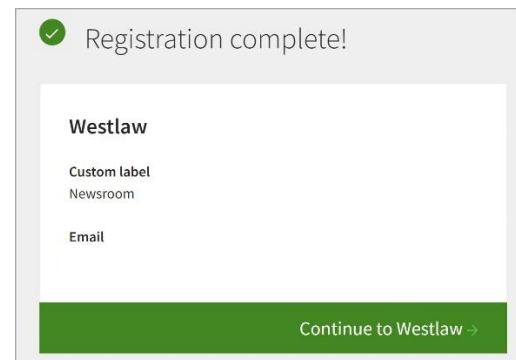
Newsroom

Email

Continue

14. Click on **Continue to Westlaw** to start using Newsroom.

15. We recommend you create a bookmark in your browser to go to the Westlaw Classic login page to use Newsroom <https://1.next.westlaw.com/>



✓ Registration complete!

Westlaw

Custom label
Newsroom

Email

Continue to Westlaw →